



REPORT TO NATURAL ENGLAND

ON

CHILDHOOD AND NATURE: A SURVEY ON CHANGING RELATIONSHIPS
WITH NATURE ACROSS GENERATIONS

MARCH 2009

The Barn, Fenside Road, Warboys, Cambridgeshire, PE28 2XR
Tel: 01487 822320
www.Englandmarketing.co.uk

CONTENTS

BACKGROUND 3

RESEARCH OBJECTIVES 3

METHODOLOGY 3

RESULTS 4

SUMMARY OF FINDINGS 5

OBSERVATIONS..... 5

KEY FINDINGS 6

 WHERE THEY PLAY/PLAYED 6

 FAVOURITE PLACES TO PLAY 10

 SUPERVISION 12

 ADULT ATTITUDES TOWARDS SUPERVISION 14

 PATCH OF NATURE 16

 ENJOYMENT OF OUTDOOR ACTIVITIES 19

 FREEDOM TO ENJOY OUTDOOR ACTIVITIES 21

APPENDIX 1: QUESTIONNAIRES 26

BACKGROUND

Natural England aims to promote the natural environment, for its intrinsic value but also for the health and well-being benefits that it can provide. It is a recognised fact that contact with nature can play an important role in the educational and social development of children; and that early contact with nature plays an important role in developing pro-environmental values and behaviours.

Natural England is engaged in a range of projects to encourage an interest and understanding of the natural environment amongst school children. The programme is referred to as their One Million Children Outdoors target.

In this context, concern over the relative opportunity for children in England to play in a natural environment and take part in learning activities outside of school have provoked debate amongst those in the educational and environmental sector.

Although various studies have been done in different countries on these issues, few quantitative studies exist, which measure the difference in England or the UK of the contact with nature between today's generation of primary school children and that which grew up 30 or 40 years ago.

Natural England commissioned England Marketing to undertake a survey to explore the difference in contact with nature between today's generation of children compared with the contact children from their parents' generation had.

RESEARCH OBJECTIVES

- To understand the difference between the freedom given to today's generation of children to play unsupervised in natural places compared to that of their parents' generation.
- To produce a statistical explanation of the difference in contact with nature between today's generation of children compared with children from their parents' generation.

METHODOLOGY

England Marketing undertook an online survey using a panel of respondents representative of the population of the UK. In total 1150 adults took part and 502 children. 502 adults undertook the survey first and their children followed with the children's version of the survey. 648 adults responded without children.

The two questionnaires used in the survey are attached as Appendix 1.

Data was captured on gender, age, the type of area they live in (i.e. city, suburb, large town, small town, village or hamlet) and which region of the UK they are from (i.e. North, Midlands, South, Scotland, Northern Ireland). The survey was conducted over one week in March 2009.

Natural England

The children interviewed were of primary school age, aged 7-11. The data on adults was split into two age groups; under 50 years old and 51 plus years old. This broad split was to explore the extent to which differences might exist between the generation who could be parents and the generation who are more likely to be grandparents of children aged 7-11.

Data was collected on respondents' postcodes. These are for further analysis which is beyond the scope of this project.

It should be noted that all data is based on reported use, and not on actual measurements of activity. In addition, responses from adults must be considered to represent the breadth of their childhood experience, while those of 7-11 year olds must be considered to represent their experiences at the current point in time.

RESULTS

The sample breakdown was as follows:-

Gender

Adults		Children	
Male	Female	Male	Female
421	729	324	178
37%	63%	65%	35%

Age

Adults		Children				
<50 years	51+ years	7	8	9	10	11
792	358	125	106	104	90	77
69%	31%	25%	21%	21%	18%	15%

Region

	North	Midlands	South	Scotland	Northern Ireland	Other
Adults	353	385	295	93	17	7
%	31%	33%	26%	8%	1%	<1%
Children	155	172	123	41	9	2
%	31%	34%	25%	8%	2%	0%

Type of Area

	City	Suburb	Large Town	Small Town	Village	Hamlet
Adults	197	215	222	291	210	15
%	17%	19%	19%	25%	18%	1%
Children90	90	103	114	109	79	7
%	18%	21%	23%	22%	16%	1%

SUMMARY OF FINDINGS

- Children spend less time playing in natural places, such as woodlands, countryside and heaths than they did in previous generations. Less than 10% play in such places compared to 40% of adults when they were young.
- The most popular place for children to play is in their home, while for adults it was outdoors in local streets. 62 % of children said they played at home indoors more than any other place. 42 % of adults said they played outdoors in local streets more than in any other place.
- Three quarters of adults claimed to have had a patch of nature near their homes and over half went there at least once or twice a week. 64% of children reckon they have a patch of nature near their homes but less than a quarter go there once or twice a week.
- The favourite places to play have changed over time. In the past these were in the streets, near home (29%), indoors (16%) and in some natural places (15%) whereas nowadays children like playing indoors best (41%) and, to a lesser extent, in the garden (17%).
- The majority of children (over 70%) say they are supervised wherever they play, except only 52% are supervised in the garden and 31% in the streets near their homes. This rises to over 80% in natural places.
- The grandparents' generation had slightly more freedom than the younger adults and most feel that children have less freedom today (87%). The parents' generation were a little more likely to have played at organised venues but still feel that they had more freedom than children today.
- Parents would like their children to be able to play in natural spaces unsupervised (85%) but fears of strangers and road safety prevent them from giving much freedom to their children.
- Children would like more freedom to play outside (81%). Nearly half of the children say they are not allowed to play outside unsupervised and nearly a quarter are worried to be out alone.
- Traditional outdoor activities are as popular now as they were in the past with all achieving a mean score of more than 3 out of 5. Building a camp or den and exploring rock pools on the beach were and still are the most popular activities.
- There is little difference in attitudes across the country and little difference in attitudes based on whether adults and children live in urban or rural communities.

OBSERVATIONS

The findings of this survey should be used to promote the need to make natural spaces more available for children today - there is clearly an interest in and desire to be able to have more freedom to explore natural spaces.

Further analysis can be undertaken using postcodes collected to relate these to urban and rural locations across the country to provide more insight into areas to target with future campaigns.

KEY FINDINGS

WHERE THEY PLAY/PLAYED

Respondents were asked where they play or played in their spare time.

The Figure 1 shows the results and the following chart (figure 2) shows the comparison between children today and where adults used to play when they were young.

	Adults	Male	Female	<50	50+	Children	Male Children	Female Children
At home or my friend's home indoors	76%	70%	80%	78%	73%	83%	76%	88%
Indoor activity centre	9%	10%	8%	12%	2%	22%	21%	22%
School playground	62%	63%	62%	64%	58%	40%	38%	43%
Indoor after school club	12%	16%	9%	15%	5%	23%	22%	23%
Indoor sports centre	11%	17%	8%	14%	5%	20%	25%	17%
In the streets near my home	75%	76%	75%	74%	80%	40%	38%	42%
Garden	77%	73%	79%	78%	73%	75%	68%	80%
School playing fields	46%	52%	42%	51%	35%	25%	23%	27%
Outdoor adventure playground	27%	29%	25%	31%	16%	22%	17%	25%
Woods	46%	52%	43%	44%	52%	10%	13%	9%
Heath / Fields / Farmland	42%	43%	41%	39%	49%	9%	8%	11%
Riverside / Canalside / Pond	25%	35%	20%	22%	33%	7%	7%	7%
Mountains / Moorland / Other wild spaces	13%	17%	11%	11%	18%	4%	5%	3%

Fig.1 Where children and adults played, by age and gender

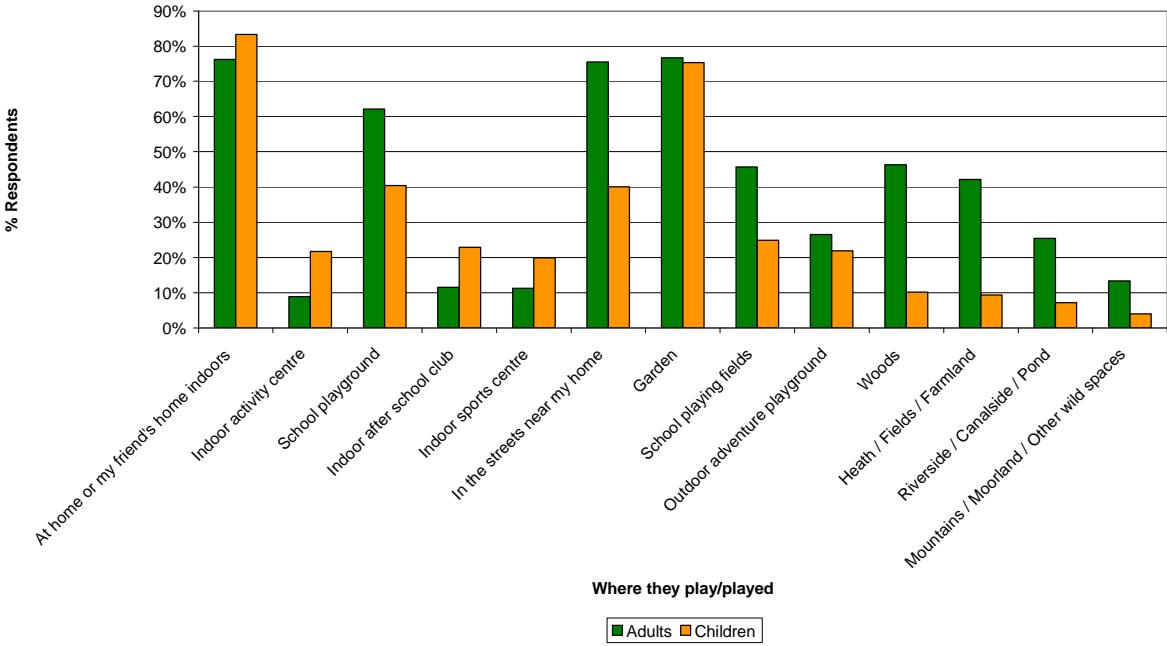


Fig.2 Where adults played when they were young compared to children

When asked where they played most, respondents ranked the locations and the top three locations for both adults and children were at home indoors, in the garden and in the streets near their homes (Figure 3). However, the main differences between the generations are that children are playing indoors compared to adults to a much greater extent (62% of children ranking this 1,2 or 3 compared to 36% of adults) who were much more likely to play in the streets (48% of adults scored this 1,2 or 3 compared to 24% of children).

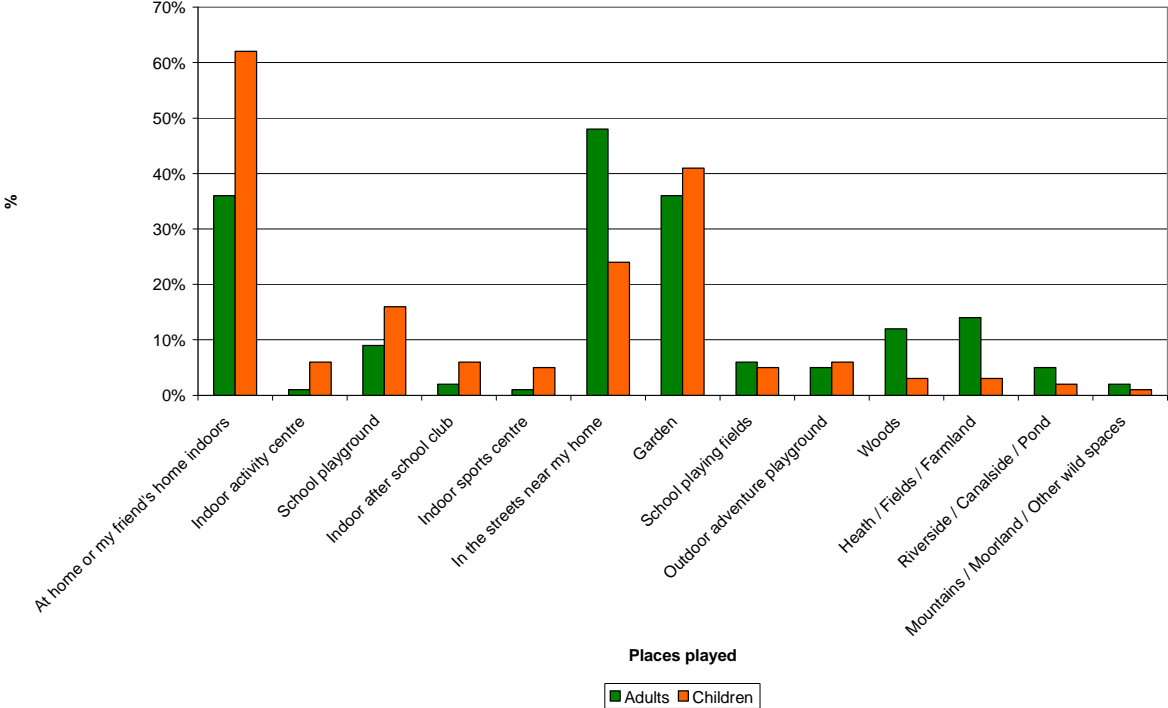


Fig 3 Where adults played the most when they were young compared to children (The figures have been derived by providing a score for each activity out of a total possible score based on the first, second and third rankings)

Although the top two places where adults played when they were young and where children play now are the same (garden and indoors at home), there are some big differences between generations. It is clear from the chart that the previous generation are much more likely to have spent their time playing in the streets compared to children nowadays. Compared their parents, children today are more likely to play at home indoors or at a supervised indoor activity centre.

Children perceive that they play less at school than adults used to, whether in the playground or on the school playing fields.

Children spend less time playing in natural places, such as woodlands, countryside and heaths; less than 10% play in the natural places compared to 40% of their parents and grandparents when they were young.

Figures 4 & 5 explore whether there was any difference between the parents' and grandparents' generations in terms of age and gender and where they played.

Whilst more males than females used to play outside and older adults played outside more the charts show the differences are relatively small. Figure 3 shows older adults (50+) are more likely to have played in: the streets near home, woods, heath/fields/farmland/ or riversides/canalsides/ponds. In comparison, younger adults (18-50) are more likely to have played indoors (homes, activity, school, sports centres). They are also more likely to have played in school playing fields or outdoor adventure playground.

Natural England

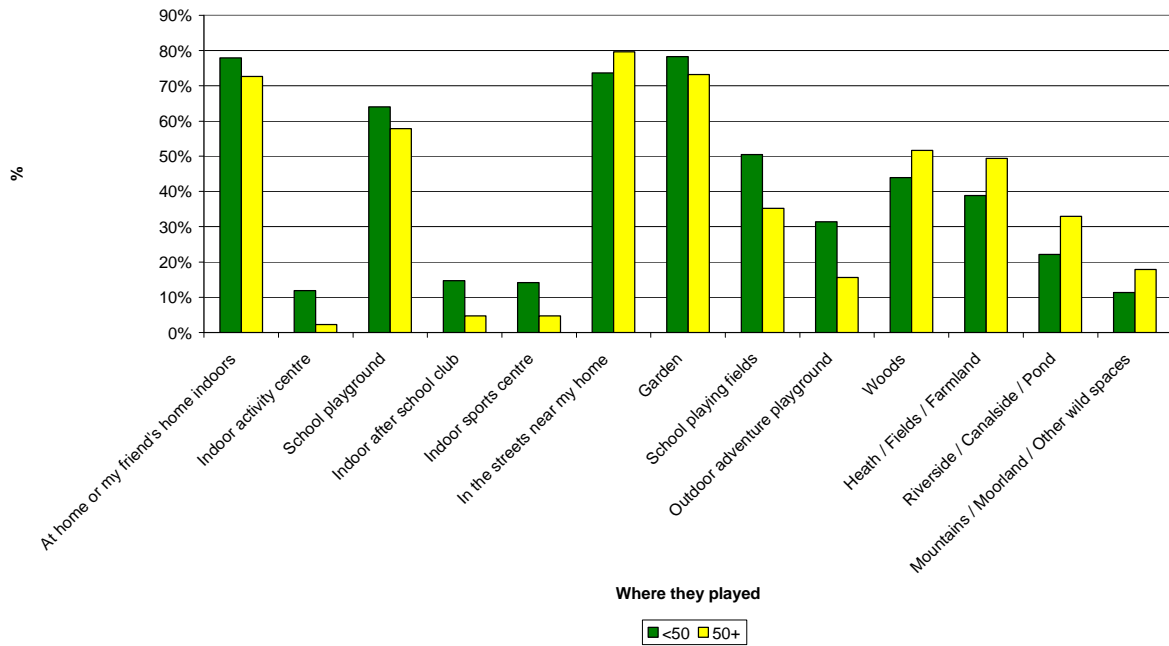


Fig.4 Where adults played when they were young, 35-50s compared to 50-65

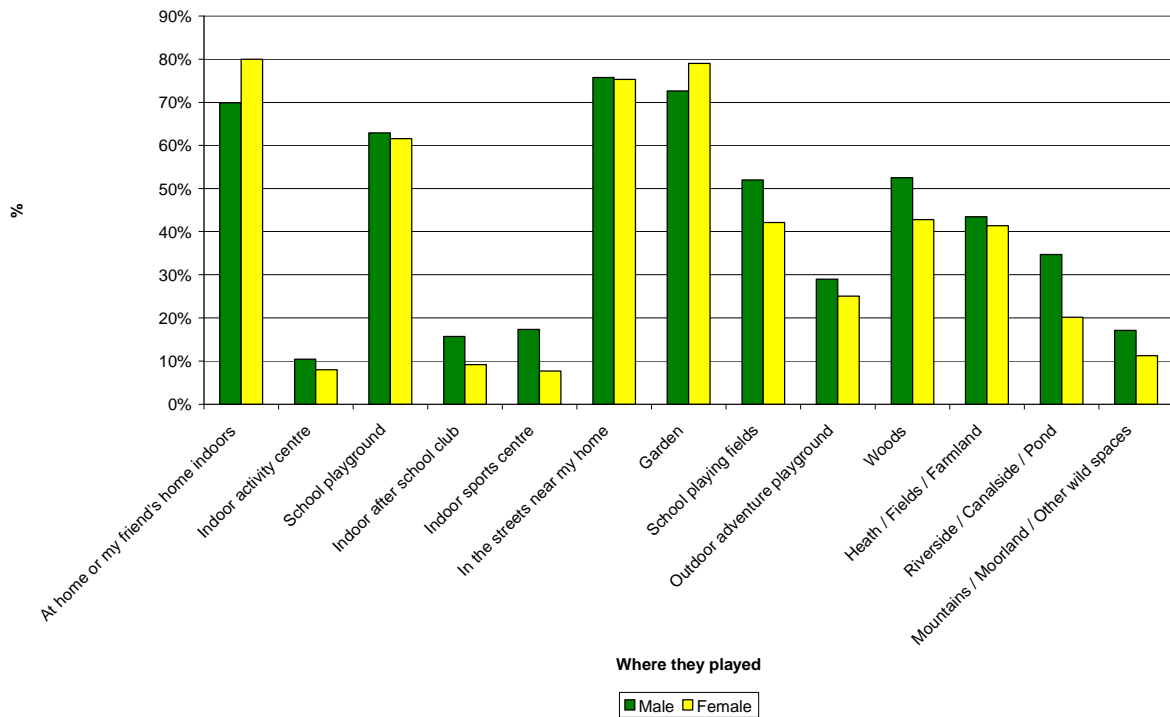


Fig.5 Difference between where adult males and females used to play

There is less variation between where males and females play amongst modern children as shown in Figure 6. Girls are more likely to play indoors at home or at a friends' house or in the garden than boys. There was no difference between ages 7 to 11.

Natural England

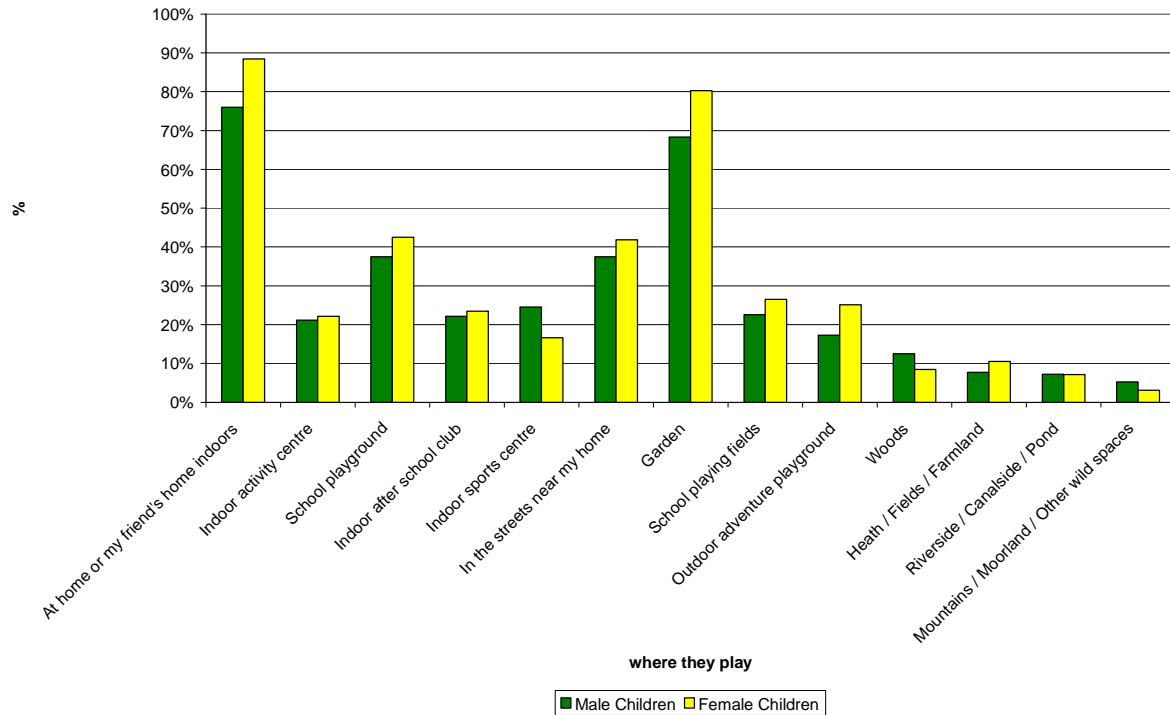


Fig.6 Differences between where modern boys and girls play

In the past children in urban areas were slightly less likely to play in natural spaces, presumably through lack of access than the children living in small towns and villages.

Modern children living in the suburbs play in the streets less than their city and village counterparts.

Children in the North, Scotland and Northern Ireland are more likely than children elsewhere to play in the streets near their home.

There is little regional difference in relation to playing in natural spaces in any generation.

FAVOURITE PLACES TO PLAY

Respondents were asked where they played most and their favourite places to play.

The responses on their favourite places to play the responses were as shown in Figures 7 & 8.

	Adult	Child
At home or my friend's home indoors	16%	41%
Indoor activity centre	1%	6%
School playground	2%	3%
Indoor after school club	1%	2%
Indoor sports centre	1%	3%
In the streets near my home	29%	14%
Garden	12%	17%
School playing fields	2%	2%
Outdoor adventure playground	3%	6%
Woods	15%	2%
Heath / Fields / Farmland	10%	2%
Riverside / Canalside / Pond	4%	1%
Mountains / Moorland / Other wild spaces	2%	0%

Fig.7 Favourite places to play: adults v children

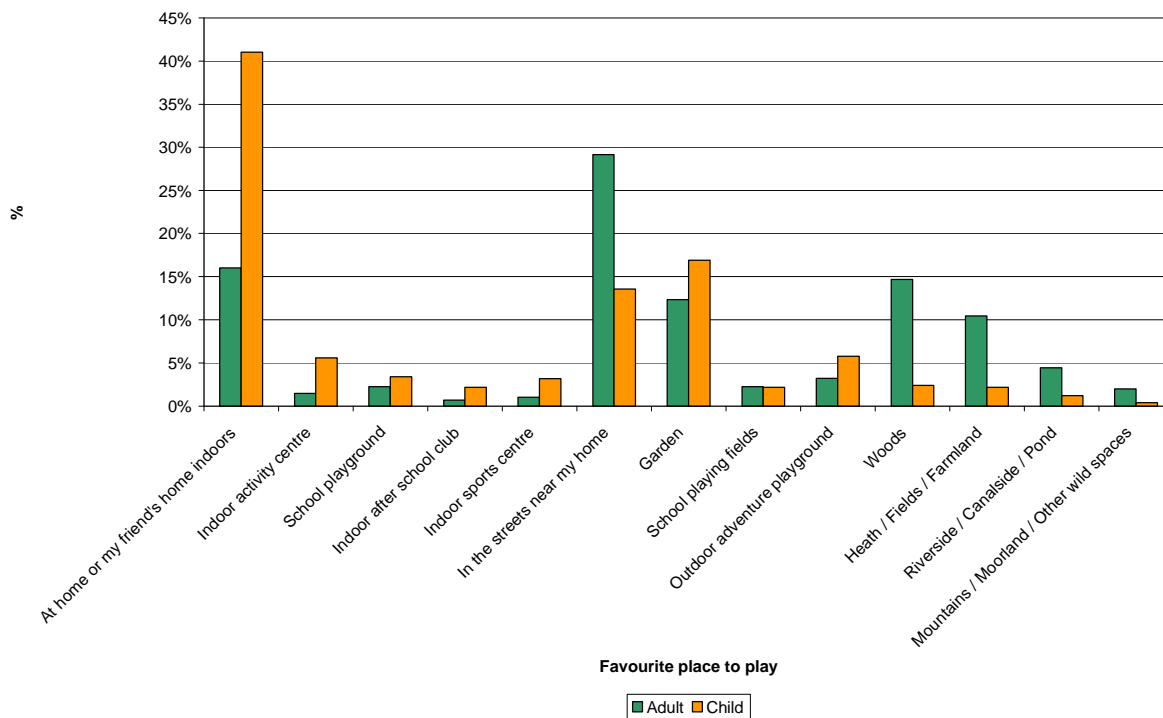


Fig.8 Favourite places to play: adults v children

41% of children say their favourite place to place is at home or indoors at a friends' house compared to only 16% of adults.

29% of adults said their favourite place to place used to be in the streets near their homes (compared to 14% of children) and up to 15% like the countryside best (compared to 2% of children).

Where children play and adults played the most appears to correlate with their favourite place to play to a large extent. A significant number of adults said their favourite places to play were natural places but they perhaps had less opportunity to go to these as regularly as being in the streets, the garden or at home.

Natural places do not feature as favourite places to play for children and the figures generated about where they play most, suggest that they rarely have an opportunity to go to these places.

SUPERVISION

Respondents were asked about their levels of supervision

The majority of children (over 70%) have the perception that they are supervised wherever they play, with the exception of only 52% being supervised in the garden and 31% in the streets near their home. This rises to over 80% in natural places although only a very small number (2%) play in such places. Figures 9 & 10 show the results.

	Adults	Children
At home or my friend's home indoors	65%	86%
Indoor activity centre	90%	93%
School playground	75%	87%
Indoor after school club	92%	97%
Indoor sports centre	84%	91%
In the streets near my home	9%	31%
Garden	32%	52%
School playing fields	54%	83%
Outdoor adventure playground	47%	76%
Woods	13%	67%
Heath / Fields / Farmland	11%	70%
Riverside / Canalside / Pond	14%	86%
Mountains / Moorland / Other wild spaces	27%	80%

Fig. 9 Levels of supervision supervision at play places: adults v children

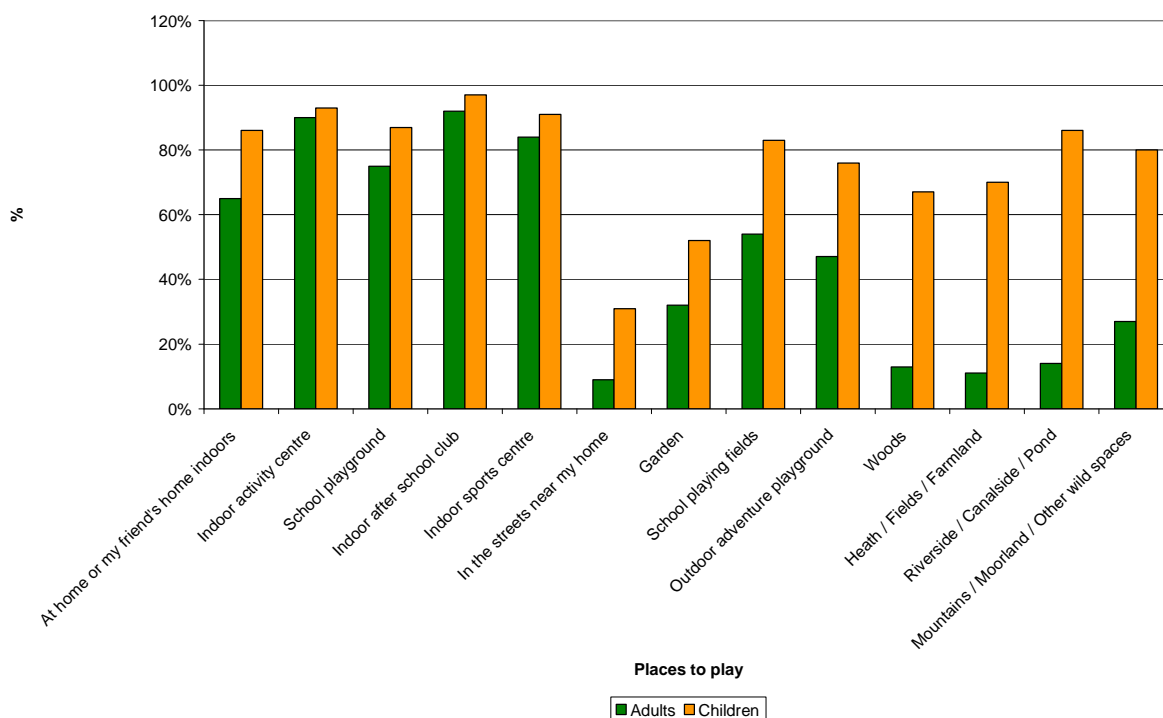


Fig.10 Levels of supervision supervision at play places: adults v children

Both adults and children are highly likely to have been supervised at indoor play centres (activity/sport centre or after school club) but these would typically offer supervised facilities anyway.

When playing at home/at a friend’s house children today are significantly more likely to be supervised than their parents were (adults 65%, children 86%).

A big difference between adults and children can be seen when playing in the streets near home - one of the most popular places of play for both generations. Only 9% of adults (of those who played in the streets) were supervised when playing here compared to 31% of children nowadays.

Although the following places of play were/are frequented less often for both groups compared to other places, today significantly more supervision is provided compared to then.

- Woods - (adults 13% children 66%)
- Heath/fields etc - (adults 11% children 70%)
- Riverside etc - (adults 14%, children 86%)
- Wild spaces etc - (adults 27%, children 80%)

ADULT ATTITUDES TOWARDS SUPERVISION

These days, almost 70% of parents would let their children aged 7-11 play at home unsupervised, 75% would let them play unsupervised in the garden, 33% in the streets near their homes and less than 10% would let them play unsupervised in natural spaces. The details are show in Figures 11 & 12.

	Total	7-9 yrs	10-11 yrs	Male	Female
At home or my friend's home indoors	69%	68%	71%	69%	70%
Indoor activity centre	34%	31%	38%	34%	33%
School playground	39%	36%	46%	39%	41%
Indoor after school club	42%	41%	46%	42%	43%
Indoor sports centre	30%	30%	31%	30%	31%
In the streets near my home	33%	27%	46%	33%	34%
Garden	75%	72%	80%	78%	69%
School playing fields	25%	24%	29%	26%	24%
Outdoor adventure playground	19%	17%	23%	22%	15%
Woods	7%	5%	11%	9%	4%
Heath / Fields / Farmland	7%	5%	10%	8%	4%
Riverside / Canalside / Pond	3%	2%	4%	4%	2%
Mountains / Moorland / Other wild spaces	4%	4%	5%	5%	3%

Fig.11 Adult responses: where I agree that unsupervised play is acceptable, by age and gender of child

The least supervision is provided when children are playing near or at home. In general, supervision decreases with age of the child (over 9 years old). There are no major differences between boys and girls.

Outdoor nature areas are very unlikely places for adults to allow their children to play without supervision.

Natural England

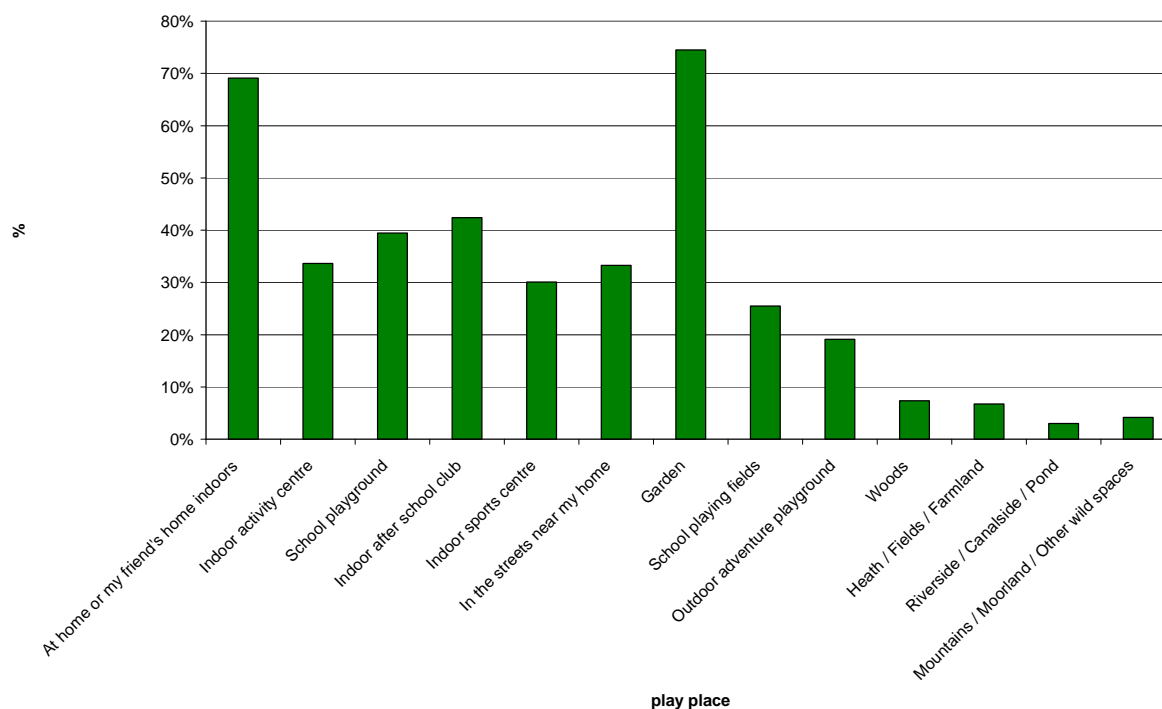


Fig.12 Adult responses: where I agree that unsupervised play is acceptable

In terms of where children say they are allowed to go without an adult, Figure 13 shows the responses.

	Total	7-9 yrs	10-11 yrs	Male	Female
At home or my friend's home indoors	42%	37%	51%	42%	42%
Indoor activity centre	8%	7%	11%	9%	7%
School playground	18%	12%	32%	19%	16%
Indoor after school club	13%	10%	21%	14%	13%
Indoor sports centre	10%	7%	16%	10%	8%
In the streets near my home	36%	31%	45%	35%	38%
Garden	51%	44%	65%	50%	52%
School playing fields	13%	7%	23%	14%	11%
Outdoor adventure playground	11%	7%	17%	11%	10%
Woods	6%	3%	11%	6%	4%
Heath / Fields / Farmland	5%	4%	7%	6%	3%
Riverside / Canalside / Pond	3%	2%	5%	3%	3%
Mountains / Moorland / Other wild spaces	2%	1%	2%	2%	1%
I am not allowed anywhere on my own	29%	35%	17%	28%	30%

Fig.13 Child responses: where I am allowed to go without an adult

Nowadays, children are much less likely to be allowed to go beyond the home without the supervision of an adult although there is less supervision in the North, Scotland and Ireland when children are playing in the streets near their homes. This regional difference was less marked in previous generations.

Levels of supervision vary little between types of location, whether urban or rural.

Over two thirds of adults were allowed to go alone to play at a friends' house, play in the streets near their homes or in the garden with no supervision but less than half the

Natural England

children are allowed to do this. 29% of parents said their children are not allowed to go anywhere alone compared to only 10% of adults who used to be allowed out alone. (Figure 14).

Younger children (7-9 years old) are less likely to go outside the home unsupervised.

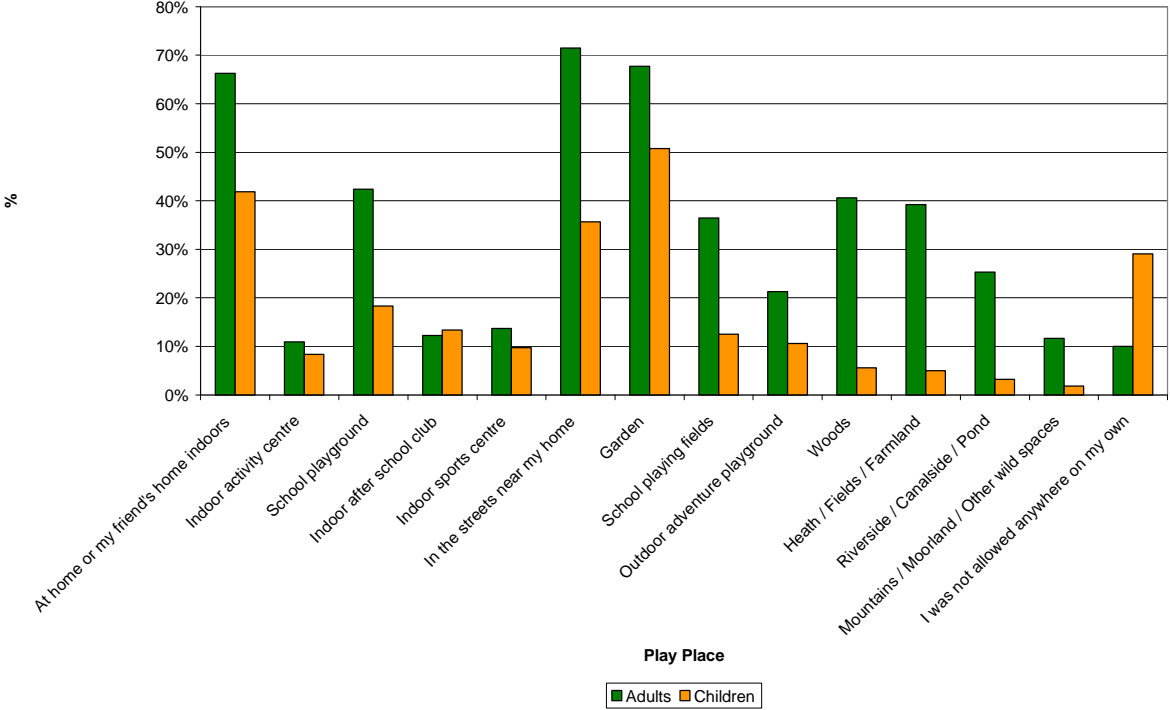


Fig.14 Where adults were allowed to play unsupervised compared to children

PATCH OF NATURE

Natural England

Respondents were asked whether they have a patch of nature near their homes. A patch of nature was defined as an area of woodland, riverbank, farmland with footpaths, wildlife garden or nature reserve.

73% of adults responded that they had a patch of nature near their homes as children and over half went there at least once or twice a week. 64% of children said they have a patch of nature near their homes but less than a quarter go there once or twice a week. Thus, adults were significantly more likely to visit the local nature patch (as children), compared to children today. (Figure 15)

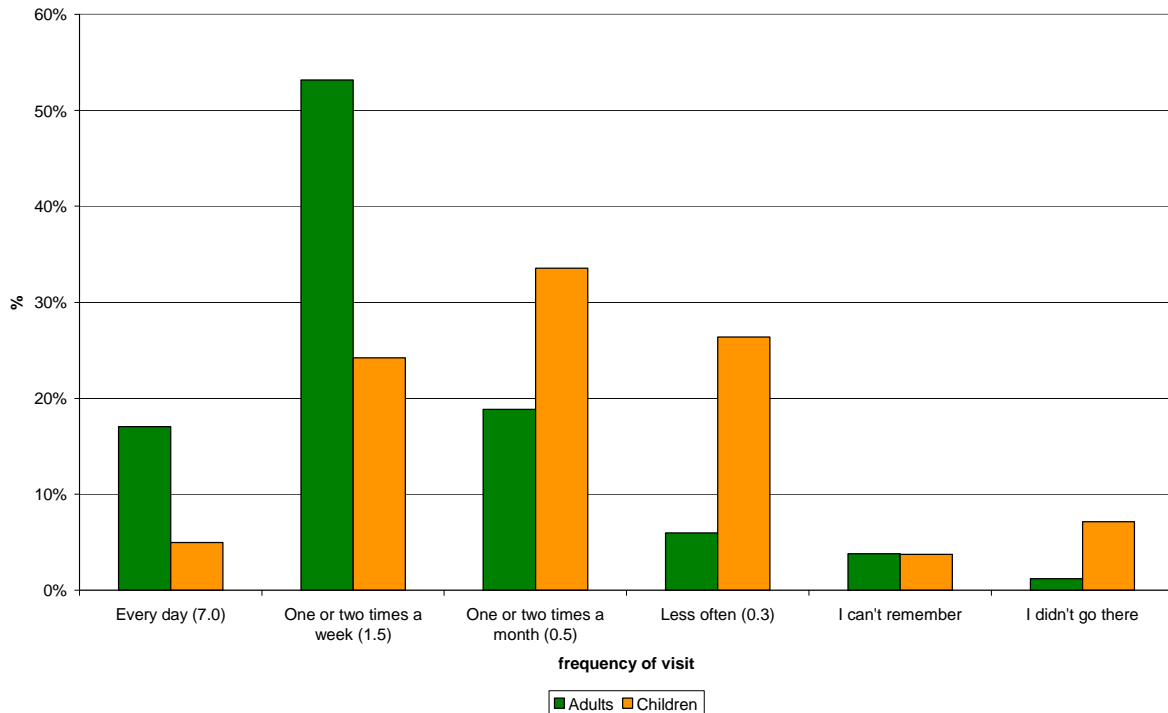


Fig. 15 How often adults and children visit/visited a patch of nature near their homes

There is no gender difference in likelihood to visit the nature patch nowadays or with the previous generation.

Children visit such places less frequently with 26% going to such a place less than once a month (compared to 6% of adults). 7% don't go there at all nowadays compared to 1% in the past. There is little variation between the two adult generations.

There is and was no difference based on region and type of location.

Respondents were asked how did / do they get to their patch of nature and Figure 16 shows the results.

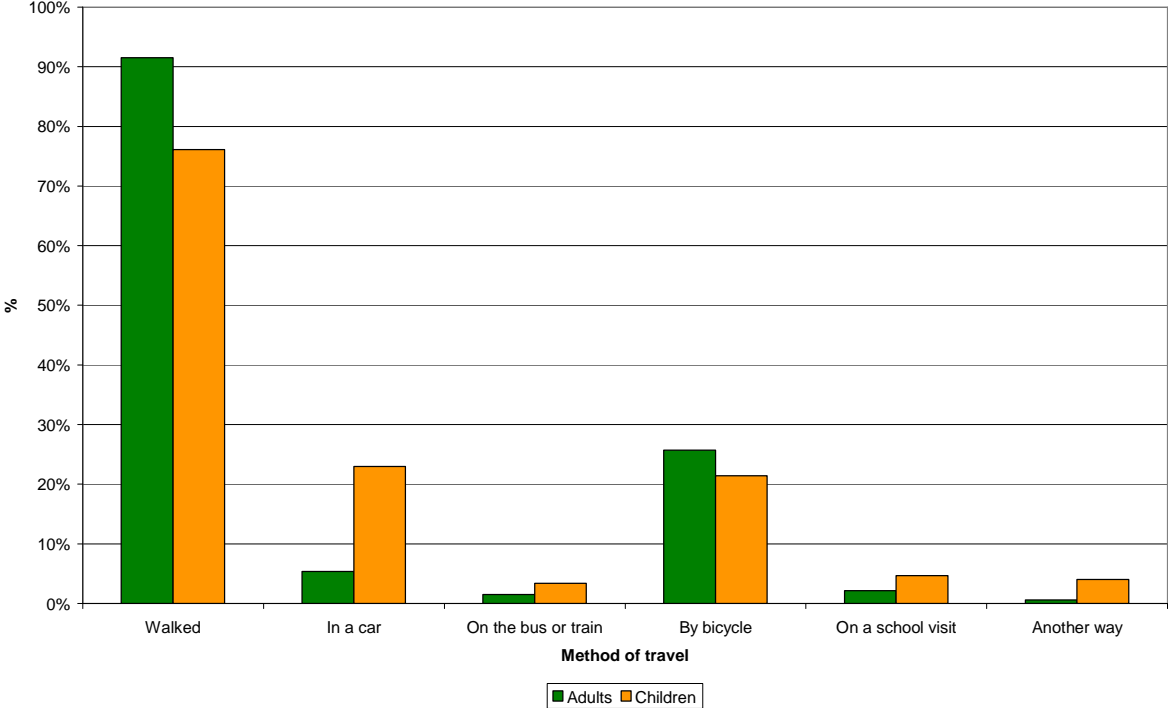


Fig. 16 How adults and children got to patches of nature

For both groups (adults and children), walking was and is the most common method of transport to the nature patch, followed by cycling.

Adults were significantly more likely to have walked to the nature patch, whereas unsurprisingly, children nowadays more likely to be taken there in the car.

Boys are more likely than girls to travel by car. There is no difference in gender between the adult generations.

ENJOYMENT OF OUTDOOR ACTIVITIES

Respondents were asked how much do / did you enjoy a list of outdoor activities.

There were no major differences between the past and the present in terms of region, type of area or by age. The analysis has been made by considering the mean score (out of 5) which each activity was given. Figures 17 & 18 show the findings.

Over 80% of both adults and children have taken part in the majority of these activities, with the exception of swimming in river or lake (only 64% adults; 66% children).

All nature related activities are enjoyed, having a mean enjoyment rating of at least 3.0 (where not at all enjoy =1 and really enjoy =5). Building a camp/den and exploring rock pools is and was the favourite activity for both generations.

Some outdoor activities such as collecting rocks, hunting for insects, exploring rock pools, gardening, feeding birds and visiting farms are more popular with children these days than they were in the past. However, some of the more traditional activities such as playing conkers, looking for tadpoles, climbing trees, swimming in a river or lake and making camps are less popular but the differences are very slight.

The only major difference between then and now is daisy chain making, which was liked more by adults when they were children.

Activity	Mean Score		Percentage not participated	
	Adults	Children	Adults	Children
Building a camp or den	4.3	4.2	8%	17%
Exploring rock pools on the beach	4.2	4.2	13%	14%
Visiting a farm or city farm with animals	4	4.2	20%	9%
Collecting and playing conkers	4	3.9	7%	15%
Climbing trees	3.9	3.9	12%	18%
Collecting rocks, shells or fossils	3.9	4	13%	9%
Pond dipping or looking for tadpoles	3.9	3.8	13%	26%
Feeding the birds	3.8	3.8	10%	9%
Looking for insects, minibeasts or butterflies	3.7	3.7	10%	7%
Making a daisy chain	3.7	3.1	9%	19%
Gardening or growing things	3.6	3.8	13%	26%
Swimming in a river or lake	3.2	3.2	36%	52%

Fig.17 Mean enjoyment score for nature-based activities and the percentage of respondents who have not participated in these activities.

Natural England

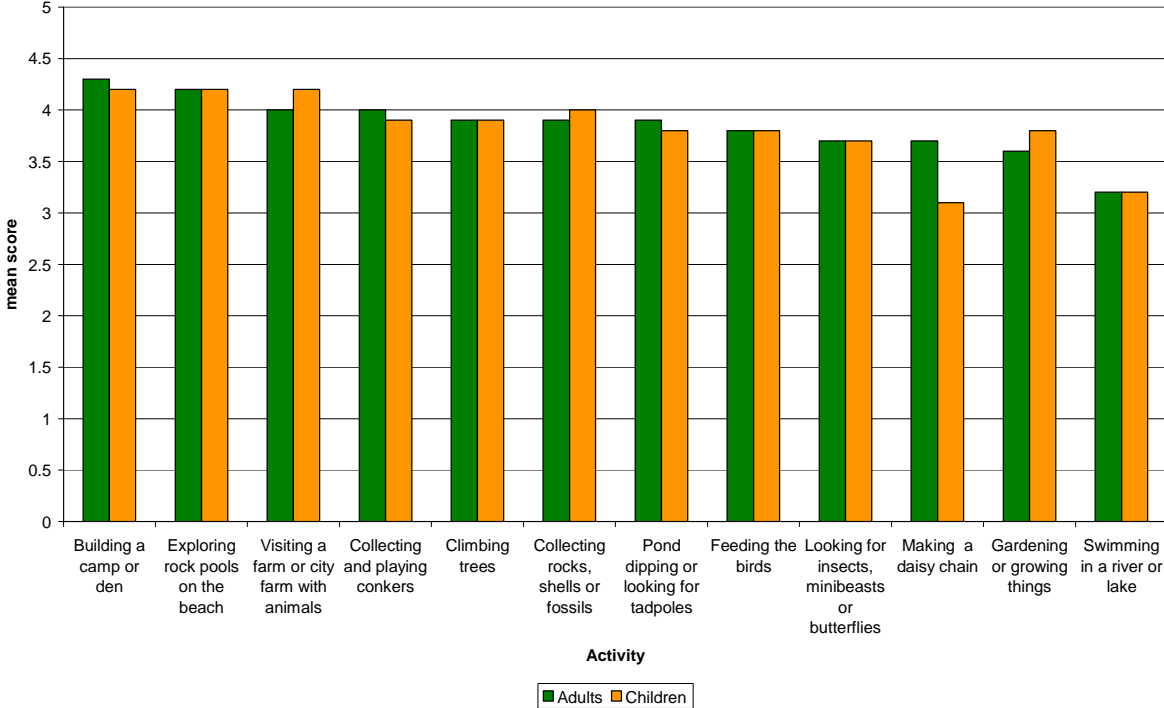


Fig. 18 Mean enjoyment score for nature-based activities

FREEDOM TO ENJOY OUTDOOR ACTIVITIES

Adults were asked a series of questions on whether they felt they had more freedom to play outside when they were young and what issues they face with children playing outside these days.

87% of adults say they feel they had more freedom to play outdoors than children have today. (Figure 19). Broken down into the older and younger adult age groups, 94% of older adults (50+) said they had more freedom compared with 84% younger adults, which is a significant difference.

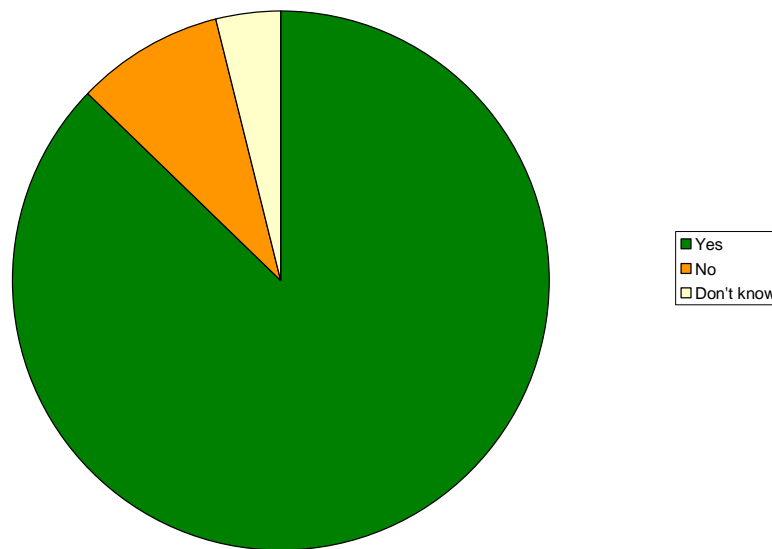


Fig.19 Extent to which adults felt they had more freedom to play outside between the ages of 7-11 than children have today ?

74% of parents are concerned about their childrens' safety in terms of meeting strangers, 59% are concerned about road safety and 23% say there is nothing for them to do.

29% do not allow their children to play unsupervised outdoors at all.

There is no significant difference in this across type of area that the live in, or region of the country.

Figure 20 details the barriers to allowing children to play outside, unsupervised.

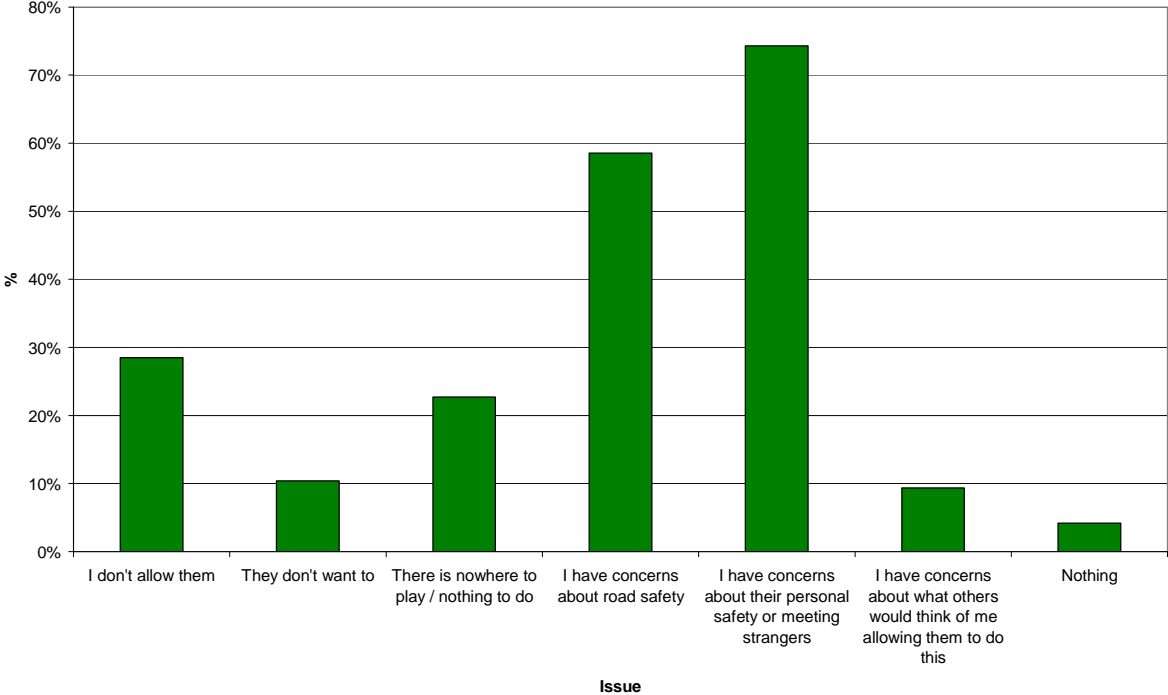


Fig.20 Factors preventing children having more unsupervised play outdoors

The vast majority of adults (85%) would like their child to be able to play in more natural spaces (there is no difference across type of place they live or region). (Figure 21).

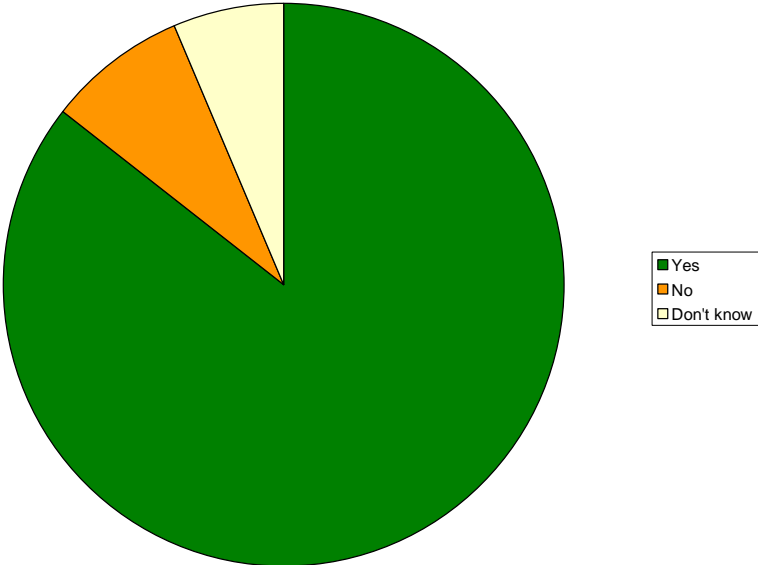


Fig.21 Extent to which parents would like their children to play outdoors more often

Children were asked whether they would like to play outside more often and whether there were any barriers to this.

81% of children would like to play outside more often without supervision by adults and there is no difference between genders and the various ages. There is a significant proportion (12%) who said they were not sure whether they would like to play outside more often. (Figure 22).

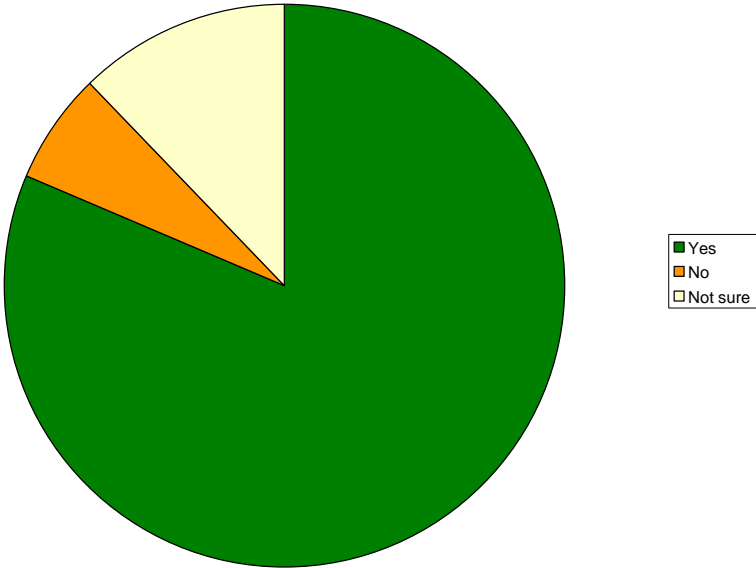


Fig.22 Extent to which children would like to play outside more often

48% say they are not allowed to play outside unsupervised and 7-9 year olds are more likely to say this (54%) than the older children (37%). 22% are worried to be out alone, 27% say there is nowhere to play and 20% say their friends do not play outside. There is no significant difference in this across type of area that the live in, or region of the country. (Figure 23).

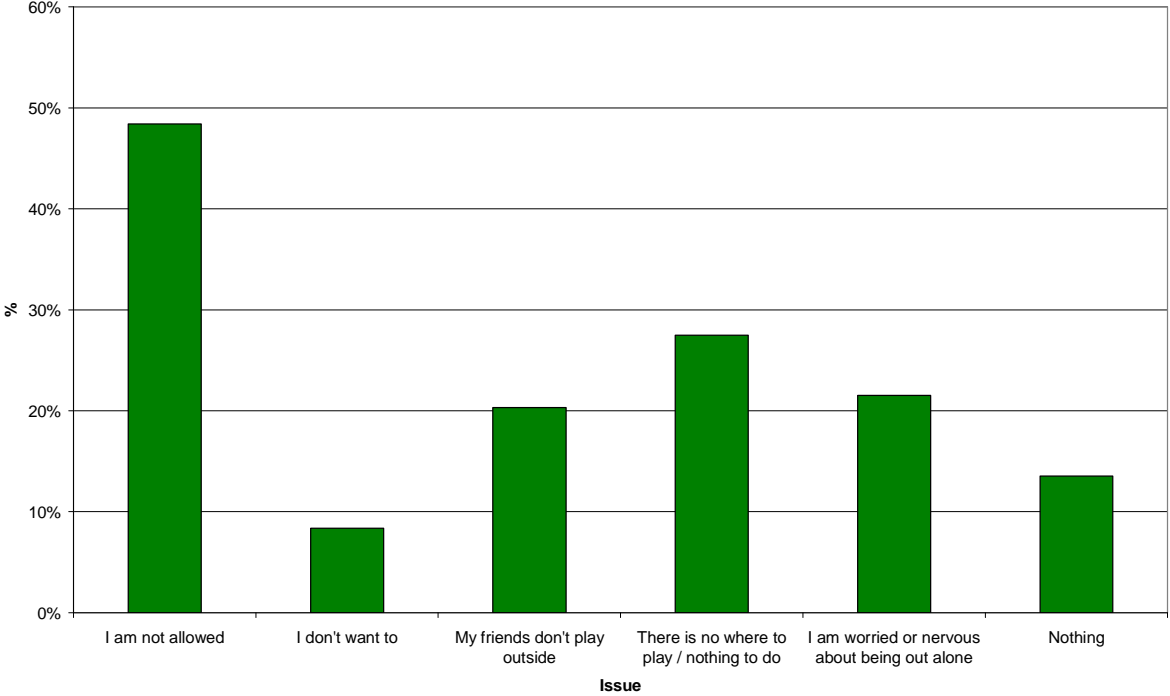


Fig.23 Factors preventing children from playing outside without a grown up

Most children would like to be able to visit more places without supervision (79%). This applies significantly more to 10-11 years olds than 7-9 years olds, but there is no difference across gender. (Figure 24).

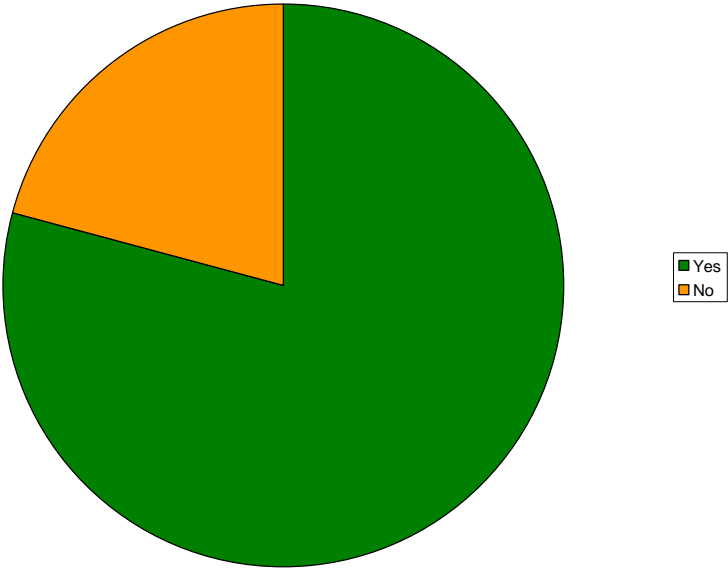


Fig.24 Extent to which children would like to visit more places without supervision

APPENDIX 1: QUESTIONNAIRES

Children outdoors (adults on-line)

Q1 Age (SC)

18 - 24	<input type="checkbox"/>	45 - 54	<input type="checkbox"/>
25 - 34	<input type="checkbox"/>	55 - 64	<input type="checkbox"/>
35 - 44	<input type="checkbox"/>	65+	<input type="checkbox"/>

Q2 Gender (SC)

Male	<input type="checkbox"/>	Female	<input type="checkbox"/>
------------	--------------------------	--------------	--------------------------

Q3 In which town or village do you live?

Q4 What is your postcode?

Q5 Are you the parent or guardian of a child or children aged between 7 and 11? (SC)

Yes	<input type="checkbox"/>	No	<input type="checkbox"/>
-----------	--------------------------	----------	--------------------------

Q6 Where did you play between the ages of 7 and 11? (MC)

At home or my friends home indoors.....	<input type="checkbox"/>	School playing fields.....	<input type="checkbox"/>
Indoor activity centre	<input type="checkbox"/>	Outdoor adventure playground.....	<input type="checkbox"/>
School playground.....	<input type="checkbox"/>	Woods	<input type="checkbox"/>
Indoor after school club	<input type="checkbox"/>	Heath / Fields / Farmland	<input type="checkbox"/>
Indoor sports centre.....	<input type="checkbox"/>	Riverside / Canalside / Pond	<input type="checkbox"/>
In the streets near my home.....	<input type="checkbox"/>	Mountains / Moorland / Other wild spaces.....	<input type="checkbox"/>
Garden.....	<input type="checkbox"/>		

Q7 will only show responses that were selected in Q6

Q7 Where you supervised when you played in these places? (Grid)

	Yes	No
At home or my friends home indoors	<input type="checkbox"/>	<input type="checkbox"/>
Indoor activity area	<input type="checkbox"/>	<input type="checkbox"/>
School playground	<input type="checkbox"/>	<input type="checkbox"/>
Indoor after school cub	<input type="checkbox"/>	<input type="checkbox"/>
Indoor sports centre	<input type="checkbox"/>	<input type="checkbox"/>
In the streets near my home	<input type="checkbox"/>	<input type="checkbox"/>
Garden	<input type="checkbox"/>	<input type="checkbox"/>
School playing fields	<input type="checkbox"/>	<input type="checkbox"/>
Outdoor adventure playground	<input type="checkbox"/>	<input type="checkbox"/>
Woods	<input type="checkbox"/>	<input type="checkbox"/>
Heath / Fields / Farmland	<input type="checkbox"/>	<input type="checkbox"/>
Riverside / Canalside / Pond	<input type="checkbox"/>	<input type="checkbox"/>
Mountains / Moorland / Other wild spaces	<input type="checkbox"/>	<input type="checkbox"/>

Q8 In which of these place would you allow your child aged 7 - 11 to play unsupervised? (Grid - for parents only - identified in Q5)

	Yes	No
At home or my friends home indoors	<input type="checkbox"/>	<input type="checkbox"/>
Indoor activity area	<input type="checkbox"/>	<input type="checkbox"/>
School playground	<input type="checkbox"/>	<input type="checkbox"/>
Indoor after school cub	<input type="checkbox"/>	<input type="checkbox"/>
Indoor sports centre	<input type="checkbox"/>	<input type="checkbox"/>
In the streets near my home	<input type="checkbox"/>	<input type="checkbox"/>
Garden	<input type="checkbox"/>	<input type="checkbox"/>
School playing fields	<input type="checkbox"/>	<input type="checkbox"/>
Outdoor adventure playground	<input type="checkbox"/>	<input type="checkbox"/>
Woods	<input type="checkbox"/>	<input type="checkbox"/>
Heath / Fields / Farmland	<input type="checkbox"/>	<input type="checkbox"/>
Riverside / Canalside / Pond	<input type="checkbox"/>	<input type="checkbox"/>
Mountains / Moorland / Other wild spaces	<input type="checkbox"/>	<input type="checkbox"/>

Q9 will only show responses that were selected in Q6

Q9 Of all the places that you played which did you play in the most? (Drag and drop - max three choices - ranked 1st, 2nd, 3rd)

At home or my friends home indoors.....	<input type="checkbox"/>	School playing fields.....	<input type="checkbox"/>
Indoor activity centre	<input type="checkbox"/>	Outdoor adventure playground.....	<input type="checkbox"/>
School playground.....	<input type="checkbox"/>	Woods	<input type="checkbox"/>
Indoor after school club	<input type="checkbox"/>	Heath / Fields / Farmland	<input type="checkbox"/>
Indoor sports centre.....	<input type="checkbox"/>	Riverside / Canalside / Pond	<input type="checkbox"/>
In the streets near my home.....	<input type="checkbox"/>	Mountains / Moorland / Other wild spaces.....	<input type="checkbox"/>
Garden.....	<input type="checkbox"/>		

Q10 will only show responses that were selected in Q6

Q10 Of all the places that you played which was your favourite? (Single response)

At home or my friends home indoors.....	<input type="checkbox"/>	School playing fields.....	<input type="checkbox"/>
Indoor activity centre	<input type="checkbox"/>	Outdoor adventure playground.....	<input type="checkbox"/>
School playground.....	<input type="checkbox"/>	Woods	<input type="checkbox"/>
Indoor after school club	<input type="checkbox"/>	Heath / Fields / Farmland	<input type="checkbox"/>
Indoor sports centre.....	<input type="checkbox"/>	Riverside / Canalside / Pond	<input type="checkbox"/>
In the streets near my home.....	<input type="checkbox"/>	Mountains / Moorland / Other wild spaces.....	<input type="checkbox"/>
Garden.....	<input type="checkbox"/>		

Q11 How often did you usually go to your favourite place? (Single response)

Every day.....	<input type="checkbox"/>	Less often.....	<input type="checkbox"/>
One or two times a week.....	<input type="checkbox"/>	I can't remember.....	<input type="checkbox"/>
One or two times a month.....	<input type="checkbox"/>		

Q12 Was there a patch of nature near to where you lived, such as a woodland, river bank, farmland with footpaths, wildlife garden or nature reserve? (Single response)

- Yes..... Go to question 12
 No Go to question 14
 Don't know Go to question 14

Q13 How often did you usually go there? (SC)

- Every day..... Less often.....
 One or two times a week..... I can't remember.....
 One or two times a month..... I didn't go there.....

Q14 How did you get to there? (Multiple choice?)

- Walked..... By bicycle
 In a car..... On a school visit
 On the bus or train Another way (specify).....
 Another way

Q15 At this age where were you allowed to go from your home on your own or with friends unsupervised? (Multiple choice)

- At home or my friends home indoors..... School playing fields.....
 Indoor activity centre Outdoor adventure playground.....
 School playground..... Woods
 Indoor after school club Heath / Fields / Farmland
 Indoor sports centre..... Riverside / Canalside / Pond
 In the streets near my home..... Mountains / Moorland / Other wild spaces.....
 Garden..... I was not allowed anywhere on my own

Q16 How much did you enjoy the following outdoor activities either at home, at school or somewhere else. (Grid)

	Not at all	Not much	Neither enjoyed or disliked	Enjoyed	Really enjoyed	Didn't do this
Collecting and playing conkers	<input type="checkbox"/>	<input type="checkbox"/>	<input type="checkbox"/>	<input type="checkbox"/>	<input type="checkbox"/>	<input type="checkbox"/>
Gardening or growing things	<input type="checkbox"/>	<input type="checkbox"/>	<input type="checkbox"/>	<input type="checkbox"/>	<input type="checkbox"/>	<input type="checkbox"/>
Pond dipping or looking for tadpoles	<input type="checkbox"/>	<input type="checkbox"/>	<input type="checkbox"/>	<input type="checkbox"/>	<input type="checkbox"/>	<input type="checkbox"/>
Climbing trees	<input type="checkbox"/>	<input type="checkbox"/>	<input type="checkbox"/>	<input type="checkbox"/>	<input type="checkbox"/>	<input type="checkbox"/>
Building a camp or den	<input type="checkbox"/>	<input type="checkbox"/>	<input type="checkbox"/>	<input type="checkbox"/>	<input type="checkbox"/>	<input type="checkbox"/>
Making a daisy chain	<input type="checkbox"/>	<input type="checkbox"/>	<input type="checkbox"/>	<input type="checkbox"/>	<input type="checkbox"/>	<input type="checkbox"/>
Collecting rocks, shells or fossils	<input type="checkbox"/>	<input type="checkbox"/>	<input type="checkbox"/>	<input type="checkbox"/>	<input type="checkbox"/>	<input type="checkbox"/>
Looking for insects, butterflies or mini-beasts	<input type="checkbox"/>	<input type="checkbox"/>	<input type="checkbox"/>	<input type="checkbox"/>	<input type="checkbox"/>	<input type="checkbox"/>
Feeding the birds	<input type="checkbox"/>	<input type="checkbox"/>	<input type="checkbox"/>	<input type="checkbox"/>	<input type="checkbox"/>	<input type="checkbox"/>
Exploring rock pools on the beach	<input type="checkbox"/>	<input type="checkbox"/>	<input type="checkbox"/>	<input type="checkbox"/>	<input type="checkbox"/>	<input type="checkbox"/>
Visiting a farm or city farm with animals	<input type="checkbox"/>	<input type="checkbox"/>	<input type="checkbox"/>	<input type="checkbox"/>	<input type="checkbox"/>	<input type="checkbox"/>
Swimming in a river or lake	<input type="checkbox"/>	<input type="checkbox"/>	<input type="checkbox"/>	<input type="checkbox"/>	<input type="checkbox"/>	<input type="checkbox"/>

Q17 Do you think that you had more freedom to play outdoors between the ages of 7 and 11 than children have today? (Single response)

- Yes No Don't know.....

The next questions are for parents only - identified in Q5

Q18 Does anything prevent your child from having more unsupervised play outdoors? (Multiple choice)

- | | | | |
|--|--------------------------|--|--------------------------|
| <i>Nothing</i> | <input type="checkbox"/> | <i>Concerns about road safety</i> | <input type="checkbox"/> |
| <i>They are not allowed</i> | <input type="checkbox"/> | <i>Concerns about their personal safety or meeting strangers</i> | <input type="checkbox"/> |
| <i>They don't want to</i> | <input type="checkbox"/> | <i>Concerns about what others would think of me allowing them to do this</i> | <input type="checkbox"/> |
| <i>There is no where to play / nothing to do</i> | <input type="checkbox"/> | | |

Q19 Would you like your child to be able to play more in natural spaces i.e. woodland, river bank, farmland with footpaths, wildlife garden or nature reserve (Single response)

- Yes* *No*..... *Don't know*.....

Children outdoors (Children - on-line)

Q1 How old are you?
 7..... 8..... 9..... 10..... 11.....

Q2 Are you a boy or a girl?
 Boy Girl

Q3 Which town or village do you live in?

Q4 If you know your postcode please type it in this box

Q5 Where do you play or spend your spare time? (Multiple choice / Randomise response options)

At home or my friends home indoors..... <input type="checkbox"/>	School playing fields..... <input type="checkbox"/>
Indoor activity centre <input type="checkbox"/>	Outdoor adventure playground..... <input type="checkbox"/>
School playground <input type="checkbox"/>	Woods <input type="checkbox"/>
Indoor after school club <input type="checkbox"/>	Heath / Fields / Farmland <input type="checkbox"/>
Indoor sports centre..... <input type="checkbox"/>	Riverside / Canalside / Pond <input type="checkbox"/>
In the streets near my home..... <input type="checkbox"/>	Mountains / Moorland / Other wild spaces..... <input type="checkbox"/>
Garden..... <input type="checkbox"/>	

Q6 will only show responses that were selected in Q5

Q6 Please tell us whether there is a grown up looking after you when you play in these places? (grid)

	Yes	No
At home or my friends house indoors	<input type="checkbox"/>	<input type="checkbox"/>
Indoor activity area	<input type="checkbox"/>	<input type="checkbox"/>
School playground	<input type="checkbox"/>	<input type="checkbox"/>
Indoor after school club	<input type="checkbox"/>	<input type="checkbox"/>
Indoor sports centre	<input type="checkbox"/>	<input type="checkbox"/>
In the streets near my home	<input type="checkbox"/>	<input type="checkbox"/>
Garden	<input type="checkbox"/>	<input type="checkbox"/>
School playing fields	<input type="checkbox"/>	<input type="checkbox"/>
Outdoor adventure playground	<input type="checkbox"/>	<input type="checkbox"/>
Woods	<input type="checkbox"/>	<input type="checkbox"/>
Heath / Fields / Farmland	<input type="checkbox"/>	<input type="checkbox"/>
Riverside / Canalside / Pond	<input type="checkbox"/>	<input type="checkbox"/>
Mountains / Moorland / Other wild spaces	<input type="checkbox"/>	<input type="checkbox"/>

Q7 will only show responses that were selected in Q5

Q7 Of all the places that you play which do you play in the most? (drag and drop - max of three choices - ranked 1st, 2nd, 3rd)

At home or my friends home indoors.....	<input type="checkbox"/>	School playing fields.....	<input type="checkbox"/>
Indoor activity centre	<input type="checkbox"/>	Outdoor adventure playground.....	<input type="checkbox"/>
School playground	<input type="checkbox"/>	Woods	<input type="checkbox"/>
Indoor after school club	<input type="checkbox"/>	Heath / Fields / Farmland	<input type="checkbox"/>
Indoor sports centre.....	<input type="checkbox"/>	Riverside / Canalside / Pond	<input type="checkbox"/>
In the streets near my home.....	<input type="checkbox"/>	Mountains / Moorland / Other wild spaces.....	<input type="checkbox"/>
Garden.....	<input type="checkbox"/>		

Q8 will only show responses that were selected in Q5

Q8 Of all the places that you play which is your favourite? (Single response)

At home or my friends home indoors.....	<input type="checkbox"/>	School playing fields.....	<input type="checkbox"/>
Indoor activity centre	<input type="checkbox"/>	Outdoor adventure playground.....	<input type="checkbox"/>
School playground	<input type="checkbox"/>	Woods	<input type="checkbox"/>
Indoor after school club	<input type="checkbox"/>	Heath / Fields / Farmland	<input type="checkbox"/>
Indoor sports centre.....	<input type="checkbox"/>	Riverside / Canalside / Pond	<input type="checkbox"/>
In the streets near my home.....	<input type="checkbox"/>	Mountains / Moorland / Other wild spaces.....	<input type="checkbox"/>
Garden.....	<input type="checkbox"/>		

Q9 How often do you go to your favourite place to play ? (Single response - can we insert name of favourite place from Q8?)

Every day.....	<input type="checkbox"/>	Less often.....	<input type="checkbox"/>
One or two times a week.....	<input type="checkbox"/>	I can't remember.....	<input type="checkbox"/>
One or two times a month.....	<input type="checkbox"/>		

Q10 Is there a patch of nature near where you live, such as a woodland, river bank, farmland with footpaths, wildlife garden or nature reserve? (Single response)

Yes.....	<input type="checkbox"/>	Go to question 11
No	<input type="checkbox"/>	Go to question 13
Don't know	<input type="checkbox"/>	Go to question 13

Q11 How often do you usually go there? (Single response)

Every day.....	<input type="checkbox"/>	Less often.....	<input type="checkbox"/>
One or two times a week.....	<input type="checkbox"/>	I can't remember.....	<input type="checkbox"/>
One or two times a month.....	<input type="checkbox"/>	I don't go there.....	<input type="checkbox"/>



Q12 How do you get to there? (Multiple choice?)

Walk.....	<input type="checkbox"/>	By bicycle	<input type="checkbox"/>
In a car.....	<input type="checkbox"/>	On a school visit	<input type="checkbox"/>
On the bus or train	<input type="checkbox"/>	Another way (Specify)	<input type="checkbox"/>
Another way			

Q13 **Where are you allowed to go from your home on your own or with friends but without a grown up?**
 (You can tick more than one answer) (Multiple choice)

<i>My friends home indoors</i>	<input type="checkbox"/>	<i>School playing fields</i>	<input type="checkbox"/>
<i>Indoor activity centre</i>	<input type="checkbox"/>	<i>Outdoor adventure playground</i>	<input type="checkbox"/>
<i>School playground</i>	<input type="checkbox"/>	<i>Woods</i>	<input type="checkbox"/>
<i>Indoor after school club</i>	<input type="checkbox"/>	<i>Heath / Fields / Farmland</i>	<input type="checkbox"/>
<i>Indoor sports centre</i>	<input type="checkbox"/>	<i>Riverside / Canalside / Pond</i>	<input type="checkbox"/>
<i>In the streets near my home</i>	<input type="checkbox"/>	<i>Mountains / Moorland / Other wild spaces</i>	<input type="checkbox"/>
<i>Garden</i>	<input type="checkbox"/>	<i>I am not allowed anywhere on my own</i>	<input type="checkbox"/>

Q14 **How much do you enjoy the following outdoor activities either at home, at school or somewhere else. Don't worry if you haven't done any of the activities just tick the 'Haven't done this' box.**
 (Grid)

						<i>Haven't done this</i>
Collecting and playing conkers	<input type="checkbox"/>	<input type="checkbox"/>	<input type="checkbox"/>	<input type="checkbox"/>	<input type="checkbox"/>	<input type="checkbox"/>
Gardening or growing things	<input type="checkbox"/>	<input type="checkbox"/>	<input type="checkbox"/>	<input type="checkbox"/>	<input type="checkbox"/>	<input type="checkbox"/>
Pond dipping or looking for tadpoles	<input type="checkbox"/>	<input type="checkbox"/>	<input type="checkbox"/>	<input type="checkbox"/>	<input type="checkbox"/>	<input type="checkbox"/>
Climbing trees	<input type="checkbox"/>	<input type="checkbox"/>	<input type="checkbox"/>	<input type="checkbox"/>	<input type="checkbox"/>	<input type="checkbox"/>
Building a camp or den	<input type="checkbox"/>	<input type="checkbox"/>	<input type="checkbox"/>	<input type="checkbox"/>	<input type="checkbox"/>	<input type="checkbox"/>
Making a daisy chain	<input type="checkbox"/>	<input type="checkbox"/>	<input type="checkbox"/>	<input type="checkbox"/>	<input type="checkbox"/>	<input type="checkbox"/>
Collecting rocks, shells or fossils	<input type="checkbox"/>	<input type="checkbox"/>	<input type="checkbox"/>	<input type="checkbox"/>	<input type="checkbox"/>	<input type="checkbox"/>
Looking for insects, butterflies or mini-beasts	<input type="checkbox"/>	<input type="checkbox"/>	<input type="checkbox"/>	<input type="checkbox"/>	<input type="checkbox"/>	<input type="checkbox"/>
Feeding the birds	<input type="checkbox"/>	<input type="checkbox"/>	<input type="checkbox"/>	<input type="checkbox"/>	<input type="checkbox"/>	<input type="checkbox"/>
Exploring rock pools on the beach	<input type="checkbox"/>	<input type="checkbox"/>	<input type="checkbox"/>	<input type="checkbox"/>	<input type="checkbox"/>	<input type="checkbox"/>
Visiting a farm or city farm with animals	<input type="checkbox"/>	<input type="checkbox"/>	<input type="checkbox"/>	<input type="checkbox"/>	<input type="checkbox"/>	<input type="checkbox"/>
Swimming in a river or lake	<input type="checkbox"/>	<input type="checkbox"/>	<input type="checkbox"/>	<input type="checkbox"/>	<input type="checkbox"/>	<input type="checkbox"/>

Q15 **Would you like to play outside more often?** (Single response)
 Yes No..... Not sure.....

Q16 **Does anything stop you from playing outside without a grown up with you?** (You can tick more than one answer) (Multiple choice)
Nothing *My friends don't play outside*
I am not allowed *There is no where to play / nothing to do*
I don't want to *I am worried or nervous about being out alone* ...

Q17 **Would you like to be able to visit more places on your own or with your friends but without a grown up with you?** (Single response)
 Yes No.....